

Congoleum®



TRIVERSA™

— PRIME —



100% WATERPROOF



SOUND DAMPENING



PATENTED
SMARTLOCK™
CLIC SYSTEM



EASY TO CLEAN
AND MAINTAIN



PET-FRIENDLY



EXACT MATCH TRIM



LIFETIME
RESIDENTIAL
WARRANTY



10 YEAR
COMMERCIAL
WARRANTY



CERTIFIED FOR
CLEAN INDOOR
AIR QUALITY

CERTIFIED BY
SCS Global Services

TRIVERSA™

— PRIME —


Another Congoleum innovation, Triversa Prime™ is constructed with a stone polymer composite (SPC) solid core that provides, strength, durability and superior indentation resistance. Being completely waterproof and able to withstand wide temperature changes, it is perfect solution for any area of your home. The wide selection of outstanding wood, stone and tile designs feature large scale formats, enhanced edge treatments, mixed widths and lengths, and much more.



TX700 White Frost


TRIVERSA PRIME High-Performance Waterproof Flooring

Triversa Prime, an innovative, phthalate-free and waterproof flooring brings the natural beauty of hardwood, stone or tile to any room in your home – even in high moisture areas like baths and basements.




DURABLE

- 20 MIL WEAR LAYER WITH URETHANE
 - Long lasting surface with lifetime residential warranty
 - Easy to clean and impervious to stains
 - Ultimate scuff resistance
- DESIGN REALISM
 - Authentic natural designs highlighted by realistic texture
 - Luxurious low luster finish



STABLE

- HIGH DENSITY STONE POLYMER COMPOSITE CORE
 - Excellent indent resistance
 - Prevents subfloor telegraphing
 - No transition strips needed in most large installations
 - Stable construction, no expansion or contraction
- SPEED & EASE OF INSTALLATION
 - No need for product acclimation
 - SmartLock™ Clic locking system
 - Minimal subfloor preparation



QUIET

- SOUND DAMPENING BACKING
 - Mitigates hollow tap noise often associated with laminate floor
 - Installs over virtually any subfloor
 - Helps mask subfloor imperfections
 - Meets ASTM standard for sound dampening
 - Mold and mildew resistant



SMARTLOCK™ CLIC SYSTEM

The SmartLock glueless locking system simplifies installation.

- Eliminates unnecessary expense for adhesives
- Reduces install time
- Minimizes mess and simplifies cleanup
- Allows immediate access to finished floor



TX050 Brindle

Forest Deep



TX050, Brindle, 9" x 60"



TX030 Partridge

Laurel Stand



TX030, Partridge, 7" x 48"



TX180 Warm Gray

Oak Grove



TX180, Warm Gray, Size: 9"x 60"



TX181, Fawn, Size: 9"x 60"



TX181 Fawn



TX800 White Wool

Rocky Crest



TX800, White Wool, Size: 12"x 24"



TX801, Distant Land, Size: 12"x 24"



TX801 Distant Land

Terrene



TX500, November Clouds, Size: 6" x 36"



TX501, Mystic Beige, Size: 6" x 36"



TX502, Brown Swirl, Size: 6" x 36"



TX502 Brown Swirl



TX500 November Clouds



Santa Maria



TX900, Starboard, Size: 6" x 48"



TX403 Metro Paver



TX402 Facade

Urban Stone



TX402 Facade
12" x 24"



TX401 Wet Pavement
Size: 12" x 24"



TX400 City Sidewalk
Size: 12" x 24"



TX403 Metro Paver
12" x 24"



Cabin Door



TX040 Grizzly
6" x (mixed lengths in carton - 60", 36", 24")



Quail Ridge



TX020, Twill, 7" x 48"



TX010 Autumn Glow

Country Ridge



TX010, Autumn Glow, Size: 7" x 48"



TX100 Crème Brûlée

Wild Mora



TX100 Crème Brûlée
Size: 5", 7" & 12" mixed in carton x 60"



TX701 White Frost

Carrara



TX700, White Frost, Size: 6" x 36"



TX701, White Frost, Size: 18" x 48"



TX002 Gold Wash

Oakcrest



TX001, Latte, Size: 9" x 48"



TX002, Gold Wash, Size: 9" x 48"



TX031 Brown Glaze

Rustic Oak



TX031, Brown Glaze, Size: 7" x 48"



TX041 Greige

Elmwood



TX041, Greige, Size: 7" x 48"



Fusion



TX091, Warm Pewter, Size: 9" x 48"



Acacia Wood



TX011, Natural, Size: 7" x 48"



TX051 Auburn

Walnut



TX051, Auburn, Size: 7" x 48"



TX061 Buckhorn

Millennium Oak



TX061, Buckhorn, Size: 9" x 48"



TX071 Char

Smoky Oak



TX071, Char, Size: 9" x 48"



TX081 Tannin

Applewood



TX081, Tannin, Size: 9" x 48"



TX082, Frosted Coffee, Size: 9" x 48"

..... INFORMATION

SKU	DESIGN NAME	COLOR NAME	DIMENSIONS	EDGES	CARTON COVERAGE
TX001	Oakcrest	Latte	9" x 48"	Wide Bevel	23.96 ft ²
TX002	Oakcrest	Gold Wash	9" x 48"	Wide Bevel	23.96 ft ²
TX010	Country Ridge	Autumn Glow	7.125" x 48"	Wide Bevel	23.77 ft ²
TX011	Acacia Wood	Natural	7.125" x 48"	Wide Bevel	23.77 ft ²
TX020	Quail Ridge	Twill	7.125" x 48"	Wide Bevel	23.77 ft ²
TX030	Laurel Stand	Partridge	7.125" x 48"	Wide Bevel	23.77 ft ²
TX031	Rustic Oak	Brown Glaze	7.125" x 48"	Wide Bevel	23.77 ft ²
TX040	Cabin Door	Grizzly	6" x Mixed 60", 36", 24"	Enhanced Bevel	24.49 ft ²
TX041	Elmwood	Greige	7.125" x 48"	Wide Bevel	23.77 ft ²
TX050	Forest Deep	Brindle	9" x 60"	Enhanced Bevel	23.39 ft ²
TX051	Walnut	Auburn	7.125" x 48"	Wide Bevel	23.77 ft ²
TX061	Millennium Oak	Buckhorn	9" x 48"	Wide Bevel	23.96 ft ²
TX071	Smoky Oak	Char	9" x 48"	Wide Bevel	23.96 ft ²
TX081	Applewood	Tannin	9" x 48"	Wide Bevel	23.96 ft ²
TX082	Applewood	Frosted Coffee	9" x 48"	Wide Bevel	23.96 ft ²
TX091	Fusion	Warm Pewter	9" x 48"	Wide Bevel	23.96 ft ²
TX100	Wild Mora	Crème Brulee	12", 7", 5" Mixed x 60"	Enhanced Bevel	20.10 ft ²
TX180	Oak Grove	Warm Gray	9" x 60"	Wide Bevel	22.39 ft ²
TX181	Oak Grove	Fawn	9" x 60"	Wide Bevel	22.39 ft ²
TX400	Urban Stone	City Sidewalk	12" x 24"	Wide Bevel	24.04 ft ²
TX401	Urban Stone	Wet Pavement	12" x 24"	Wide Bevel	24.04 ft ²
TX402	Urban Stone	Facade	12" x 24"	Enhanced Bevel	24.04 ft ²
TX403	Urban Stone	Metro Paver	12" x 24"	Enhanced Bevel	24.04 ft ²
TX500	Terrene	November Clouds	6" x 36"	Wide Bevel	23.48 ft ²
TX501	Terrene	Mystic Beige	6" x 36"	Wide Bevel	23.48 ft ²
TX502	Terrene	Brown Swirl	6" x 36"	Wide Bevel	23.48 ft ²
TX700	Carrara	White Frost	6" x 36"	Wide Bevel	23.48 ft ²
TX701	Carrara	White Frost	18" x 48"	Wide Bevel	24.69 ft ²
TX800	Rocky Crest	White Wool	12" x 24"	Enhanced Bevel	24.04 ft ²
TX801	Rocky Crest	Distant Land	12" x 24"	Enhanced Bevel	24.04 ft ²
TX900	Santa Maria	Starboard	6" x 48"	Enhanced Bevel	23.48 ft ²

exact match
TRANSITIONS



SKU	UNIVERSAL MOLDING	STAIR NOSING	THRESHOLD	QUARTER ROUND	FLUSH MOUNT STAIR NOSING
TX001	TTU01	TTS01	TTT01	TQ001	TF001
TX002	TTU02	TTS02	TTT02	TQ002	TF002
TX010	TU010	TN010	TH010	TQ010	TF010
TX011	TTU11	TTS11	TTT11	TQ011	TF011
TX020	TU020	TN020	TH020	TQ020	TF020
TX030	TU030	TN030	TH030	TQ030	TF030
TX031	TTU31	TTS31	TTT31	TQ031	TF031
TX040	TU040	TN040	TH040	TQ040	TF040
TX041	TTU41	TTS41	TTT41	TQ041	TF041
TX050	TU050	TN050	TH050	TQ050	TF050
TX051	TTU51	TTS51	TTT51	TQ051	TF051
TX061	TTU61	TTS61	TTT61	TQ061	TF061
TX071	TTU71	TTS71	TTT71	TQ071	TF071
TX081	TTU81	TTS81	TTT81	TQ081	TF081
TX082	TTU82	TTS82	TTT82	TQ082	TF082
TX091	TTU91	TTS91	TTT91	TQ091	TF091
TX100	TU100	TN100	TH100	TQ100	TF100
TX180	TU180	TN180	TH180	TQ180	TF180
TX181	TU181	TN181	TH181	TQ181	TF181
TX400	TU400	TN400	TH400	TQ400	TF400
TX401	TU401	TN401	TH401	TQ401	TF401
TX402	TU402	TN402	TH402	TQ402	TF402
TX403	TU403	TN403	TH403	TQ403	TF403
TX500	TU500	TN500	TH500	TQ500	TF500
TX501	TU501	TN501	TH501	TQ501	TF501
TX502	TU502	TN502	TH502	TQ502	TF502
TX700	TU700	TN700	TH700	TQ700	TF700
TX701	TU700	TN700	TH700	TQ700	TF700
TX800	TU800	TN800	TH800	TQ800	TF800
TX801	TU801	TN801	TH801	TQ801	TF801
TX900	TU900	TN900	TH900	TQ900	TF900



TX020 Twill

Congoleum®

© 2020 Congoleum Corporation
www.congoleum.com
Printed in USA M60361119S